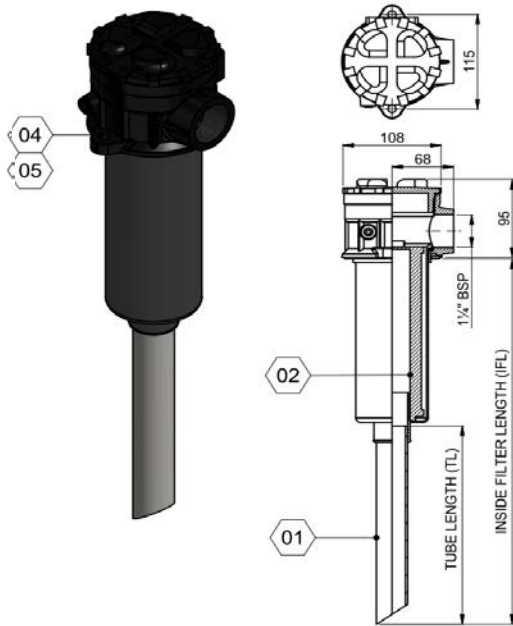
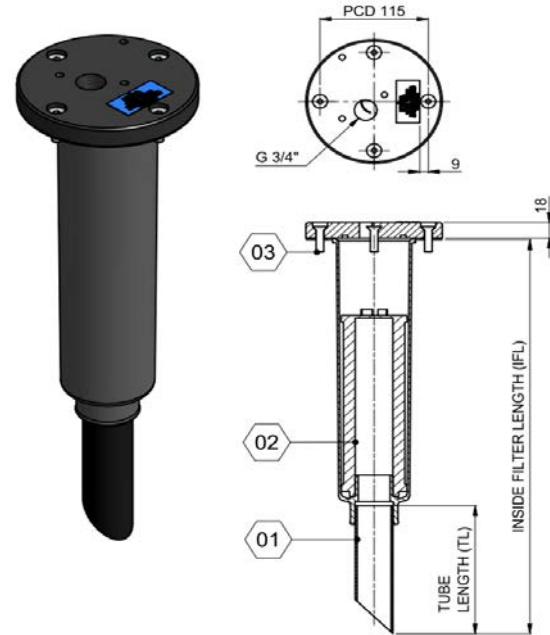


Return filter + top housing



Return filter + valve housing



3D model is available on request

Types & components

	TL	IFL	SQ*	HQ**	Full kit	Weight (kg)
Return filter + top housing	No tube		•	•	14780306 14780305	1.2 1.4
	250	460	•	•	14780301 14780331	1.3 1.5
	350	560	•	•	14780303 14780333	1.3 1.5
	400	610	•	•	14780304 14780334	1.3 1.5
	No tube		•	•	14895918	1.7
Return filter + valve mounting	150	460	•	•	14895919	1.8
	250	560	•	•	14895920	1.9
	350	660	•	•	14895921	2.0

SQ* = Standard Quality

HQ** = High Quality

Spare parts per type

Tube only number (1)	Filter Only number (2)
-	14896991A 14896990
14780319	14896991A 14896990
14780320	14896991A 14896990
14780307	14896991A 14896990
-	14896991A
14895915	14896991A
14895916	14896991A
14895917	14896991A

General spare parts

No.	Part no	Description	Qty
03	15012790	Countersunk bolt	4
04	15004010	Hex. bolt	2
05	15022020	Washer	2

Specification

	SQ*	HQ**	
Nominal flow (clean element)	150	250	L/min
Peak flow	300	375	L/min
By-pass pressure	1.75	2.5	bar +/-10%
Collapse pressure element	10	8	bar
Filter element	25	25	μ
Temperature range	min	-40	°C
	max	+100	°C
Dirt holding capacity	25	37,4	gr @ 2 bar
Filter area	1730	2500	mm ²

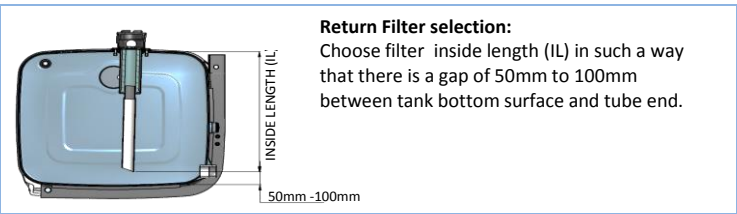
Technical notes

Replace element twice a year

HYVA RETURN FILTER



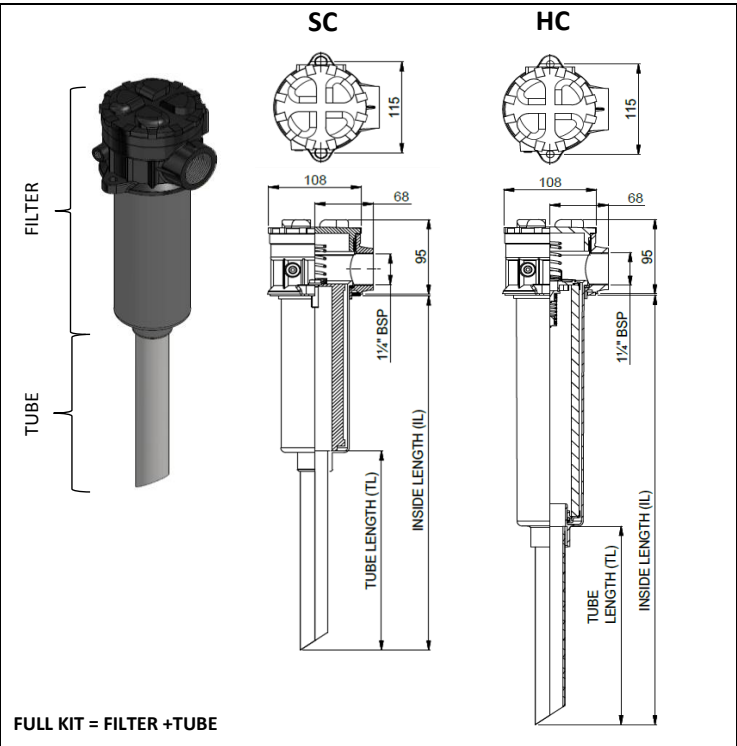
STANDARD CAPACITY (SC)
HIGH CAPACITY (HC)



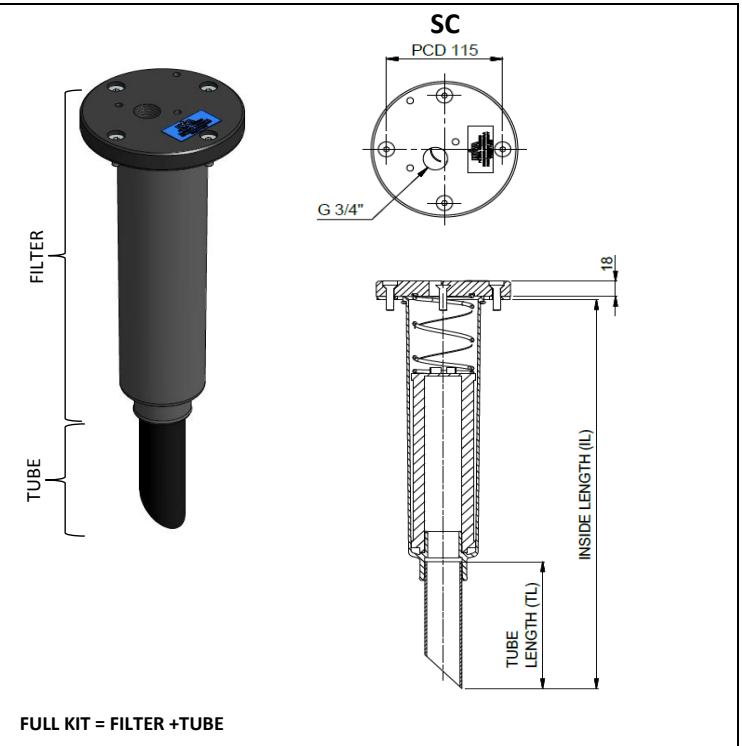
Return Filter selection:
Choose filter inside length (IL) in such a way that there is a gap of 50mm to 100mm between tank bottom surface and tube end.

Specification	SC	HC	
Nominal flow (clean element)	150	250	L/min
Peak flow	300	375	L/min
By-pass pressure (-/+10%)	1,75	2,5	bar
Collapse pressure element	10	8	bar
Filter element	25	10	µm
Temperature range min/max	-40/+100	-40/+100	°C
Dirt holding capacity	25	37,4	gr
Filter area	1730	2500	mm²

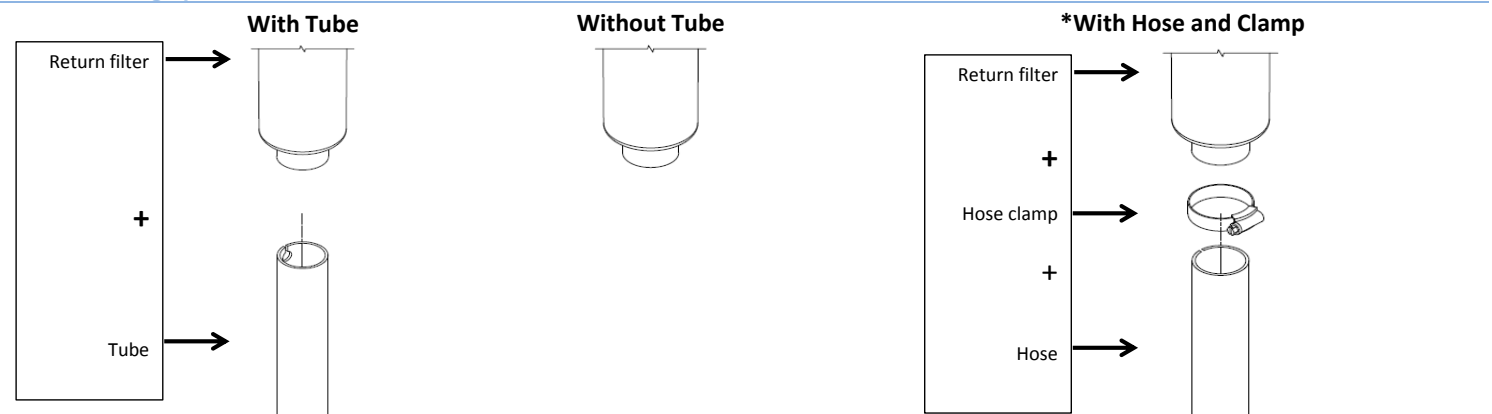
RETURN FILTER (HOUSE VERSION)



RETURN FILTER (PLATE VERSION)



Tube mounting options



Types & components

	IL	SC	HC	Full Kit	Weight (kg)	TUBE LENGTH (TL)
Return filter (house version)	224	•		14780306	1,2	USE HOSE & CLAMP*
	326		•	14780305	1,4	Without Tube
	452	•		14780301	1,3	250
	460		•	14780331	1,5	150
	552	•		14780303	1,3	350
	560		•	14780333	1,5	250
	602	•		14780304	1,3	400
	610		•	14780334	1,5	300

Types & components

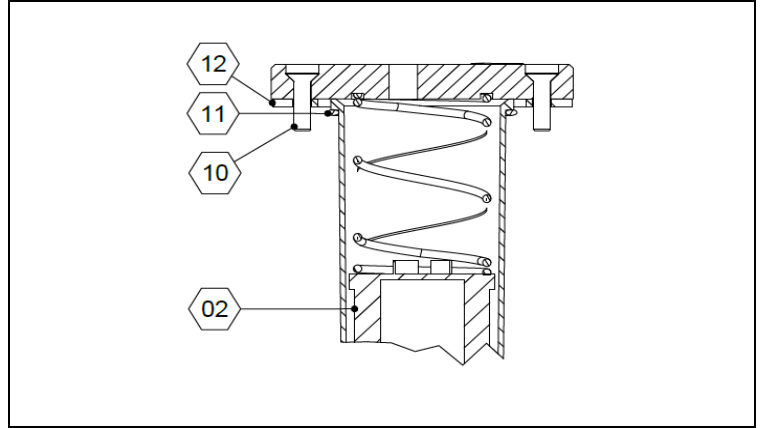
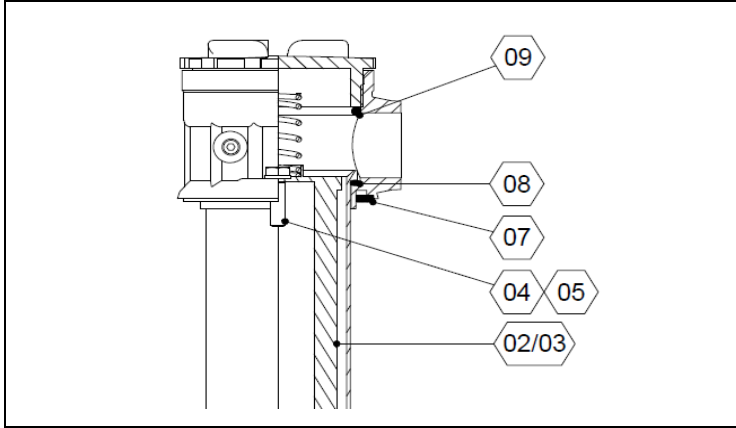
	IL	SC	HC	Full Kit	Weight (kg)	TUBE LENGTH (TL)
Return filter (plate version)	339	•		14895918	1,7	Without Tube
	465		•	14895919	1,8	150
	565	•		14895920	1,9	250
	665		•	14895921	2,0	300

HYVA RETURN FILTER



STANDARD CAPACITY (SC)
HIGH CAPACITY (HC)

Spare parts



NO.	Part No.	Description	Qty.
02	14896991A	Filter element-SC	1
03	14896990	Filter element-HC	1
04	15004010	Hex. Bolt M8	2
05	15022020	Washer D8	2
-	14896951	Seal KIT (Parts 6,7 & 9)	-
06	14780318	Plastic Plug M8	2
07	n.a	Flat Seal	1
08	n.a	O-Ring	1
09	n.a	O-Ring	1

NO.	Part No.	Description	Qty.
02	14896991A	Filter element-SC	1
10	15012790	Countersunk bolt M8	4
-	14896960	Seal Kit (Parts 11 & 12)	-
11	n.a	O-Ring	1
12	n.a	Flat Seal	1

Technical notes

Replace element twice a year.

Related documentation

Mounting instruction: FIL-0001